

DCM-PRO System

Overview

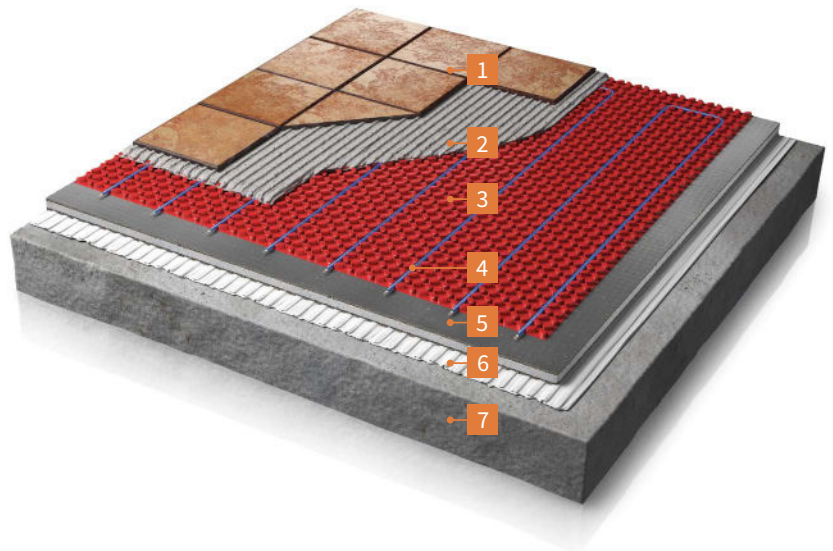
The Warmup DCM-PRO System is designed for use over a subfloor prepared for tiling. The mat has a strong self-adhesive layer to secure it directly to Warmup insulation boards. Alternatively it can be affixed to a clean dry subfloor, which has been primed using an SBR primer (ratio 1:4). The mat is available in 1 m² sheets or 15 m x 1 m rolls, which makes installation quick and easy whilst ensuring precision is maintained. The mat can be easily trimmed using a utility knife.

The 4.5 mm multi-strand, dual core heating cable, is insulated with an advanced fluoropolymer making it exceptionally tough and easy to tile over. It is easily clipped into the DCM-PRO mat by gently pressing it in between the castellations. The cable can be spaced at 60 mm, 90 mm & 120 mm depending on power requirements.

The DCM-PRO system can be used as a waterproofing layer through the addition of the DCM-PRO waterproofing tape, for installations such as wetrooms or where there will be significant exposure to water.

FLOOR CONSTRUCTION

- 1 Floor finish
- 2 Tile adhesive or levelling compound
- 3 Warmup DCM-PRO Mat
- 4 Warmup DCM-PRO Cable
- 5 Warmup Coated Insulation Board
- 6 Flexible Tile Adhesive
- 7 Subfloor



Electric
Heating System

0345 345 2288

uk@warmup.com
www.warmup.co.uk


Warmup

The world's best-selling floor heating brand™

Technical Data


TECHNICAL DATA - DCM-PRO Cable

OPERATING VOLTAGE	230 V AC: 50Hz
IP RATING	IPX7
COLOUR	BLUE
THICKNESS	4.5mm (± 0.2mm)
OUTPUT RATING	150 W/m ² (3 Castellations - 91.8 mm)
INNER INSULATION	ADVANCED FLUOROPOLYMER (ETFE)
OUTER INSULATION	PVC
MIN. INSTALLATION TEMP	5 °C
CONNECTION	3 m LONG "COLDTAIL" CONNECTION



TECHNICAL DATA - DCM-PRO Mat

THICKNESS	5.5 mm
COMPOSITION	POLYPROPYLENE MEMBRANE WITH SELF-ADHESIVE BACKING
COLOUR	RED
SPACING	61.2 mm, 91.8 mm & 122.4 mm
SIZING	1m ² sheet / 15m x 1m roll



Features

- 4.5 mm multi-strand, dual core heating cable with an advanced fluoropolymer inner insulation making it exceptionally tough and easy to tile over
- Reduced installation costs, by comparison to similar products
- Pressure sensitive adhesive securely binds the mats to the floor keeping them flat for fast and secure installation
- BEAB Approved and CE and UKCA marked meeting the highest safety standards for ultimate peace of mind
- Lifetime Warranty & SafetyNet Installation Guarantee



Technical Data

PRODUCT CODE	DCM-PRO MAT SIZES			
	FORMAT	LENGTH (mm)	WIDTH (mm)	AREA COVERED (m ²)
DCM-M-1	Sheet	1,040	980	1
DCM-M-15	Roll	15,300	980	15

PRODUCT CODE	DCM-PRO CABLE			
	POWER (W)	LOAD (A)	RESISTANCE (Ω)	RESISTANCE BANDS (Ω)
DCM-C-1	150	0.7	352.7	335.0 - 370.3
DCM-C-1.5	225	1.0	235.1	223.3 - 246.9
DCM-C-2	300	1.3	176.3	167.5 - 185.1
DCM-C-2.5	375	1.6	141.1	134.1 - 148.2
DCM-C-3	450	2.0	117.6	111.7 - 123.5
DCM-C-3.5	525	2.3	100.8	95.8 - 105.8
DCM-C-4	600	2.6	88.2	83.8 - 92.6
DCM-C-4.5	675	2.9	78.4	74.5 - 82.3
DCM-C-5	750	3.3	70.5	67.0 - 74.0
DCM-C-6	900	3.9	58.8	55.9 - 61.7
DCM-C-7	1050	4.6	50.4	48.0 - 52.9
DCM-C-8	1200	5.2	44.1	42.0 - 46.3
DCM-C-9	1350	5.9	39.2	37.2 - 41.2
DCM-C-10	1500	6.5	35.3	33.5 - 37.1
DCM-C-12	1800	7.8	29.4	27.9 - 30.9
DCM-C-14	2100	9.1	25.2	23.9 - 26.5
DCM-C-16	2400	10.4	22.0	20.9 - 23.1

CABLE LENGTH (m)	HEATED AREA AT DIFFERENT SPACINGS, m ²				
	60mm	60/90mm	90mm	90/120mm	120mm
	225 W/m ²	~180 W/m ²	150 W/m ²	~130 W/m ²	112.5 W/m ²
10.9	0.7	0.8	1.0	1.2	1.3
16.3	1.0	1.3	1.5	1.8	2.0
21.8	1.3	1.7	2.0	2.3	2.7
27.2	1.7	2.1	2.5	2.9	3.3
32.7	2.0	2.5	3.0	3.5	4.0
38.1	2.3	2.9	3.5	4.1	4.7
43.5	2.7	3.3	4.0	4.7	5.3
49.0	3.0	3.8	4.5	5.3	6.0
54.4	3.3	4.2	5.0	5.8	6.7
65.3	4.0	5.0	6.0	7.0	8.0
76.2	4.7	5.8	7.0	8.2	9.3
87.1	5.3	6.7	8.0	9.3	10.7
98.0	6.0	7.5	9.0	10.5	12.0
108.8	6.7	8.3	10.0	11.7	13.3
130.6	8.0	10.0	12.0	14.0	16.0
152.4	9.3	11.7	14.0	16.3	18.7
174.1	10.7	13.3	16.0	18.7	21.3

Note: To heat larger areas, two or more cables should be used. i.e. To heat a 23m² room at 150 W/m², use a DCM-C-14 and a DCM-C-9

PRODUCT CODE	DCM-PRO ADDITIONAL COMPONENTS
	PRODUCT DESCRIPTION
DCM-E-25	PERIMETER STRIP
DCM-T-50	WATERPROOFING TAPE
DCM-R-I	INTERNAL CORNER
DCM-R-E	EXTERNAL CORNER

FORMAT	LENGTH (Varies)	WIDTH (mm)	HEIGHT (mm)	THICKNESS (mm)
Roll	25m	-	30	10
Roll	50m	-	120	1
Corner	120mm	120	60	1
Corner	120mm	120	60	1

WARMUP COMPONENTS

Insulation Boards

Warmup® Insulation Boards are a water resistant, insulated tile backer board made of extruded polystyrene, faced on both sides with a fibreglass mesh embedded into a thin cement polymer mortar.

They have high thermal insulation properties for energy efficiency and an added benefit of sound absorption.

INSBOARD - TECHNICAL SPECIFICATIONS

MODEL	THICKNESS (mm)	WIDTH (mm)	LENGTH (mm)	WEIGHT (kg)	R VALUE (m ² .K/W)
INSBOARD6MM	6	600	1250	2.2	0.12
INSBOARD(PK1)	10	600	1250	2.3	0.24
INSBOARD20MM	20	600	1250	2.5	0.55
INSBOARD30MM	30	600	1250	2.8	0.85
INSBOARD40MM	40	600	1250	3.0	1.15
INSBOARD50MM	50	600	1250	3.2	1.45



Warmup Insulation Boards have zero Ozone Depletion Potential (ODP) and a Global Warming Potential (GWP) of less than 5

Thermostat



6iE WIFI THERMOSTAT

For Central Heating and Underfloor Heating Systems

The world's first UFH thermostat with a smartphone touchscreen providing effortless control at your fingertips. Connected to the internet by WiFi, it can be controlled from a smart phone, tablet or computer as well as its own touchscreen interface. Working automatically; it learns your routines and location through background communication with your smartphone. Using this knowledge it suggests ways to save energy.

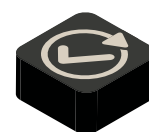
Personalise your 6iE with uploadable photo backgrounds.



SmartGeo™
Always at the right temperature automatically, and up to 25% lower energy usage. Just like magic.



EasySwitch™
Always on the best tariff, automatically. Saving on average £210.



Easy to use
Simple and secure set up using WiFi, with 24/7 technical support.