



# Tstat Instructions

## 1. Setting the time and day

- Press the Day, Hour and Min buttons to adjust the time and day.

## 2. Setting the comfort economy and vacation settings.

- The Comfort (☀) and Economy (⌚) settings represent the temperature you want to have during the day (☀) at night (⌚) or while you are at work. The Vacation mode (🏠) is used when you are away for an extended period or want to turn the system off (e.g. during the summer)
- To set the Comfort temperature (☀) select chosen temperature using ▼ ▲ buttons. Hold down the ☀ button until the icon is displayed.
- To set the Economy temperature (⌚) select chosen temperature using ▼ ▲ Buttons. Hold down the ⌚ button until the icon is displayed.
- To set the Vacation temperature (🏠) select chosen temperature using ▼ ▲ buttons. Hold down the 🏠 button until the icon is displayed.

## 3. Operating modes.

### Manual mode. 🖱

This mode maintains a constant floor temperature.


- To activate this mode press mode/return to display 🖱 icon.
- Set desired temperature using ▼ ▲ or select the predetermined ☀ ⌚ or 🏠 Settings.

### Automatic mode. ⌚









This mode executes your scheduled programming.

- To activate this mode press mode/return to display ⌚ icon.
- The ☀ or ⌚ indicates which temperature setting is in use. The program Number icon will also be displayed.





- Vacation Mode

This mode sets your thermostat to your specified holiday temperature  
To activate this mode press and release the  button.

- 4. Schedule Programming.  
The Tstat has 4 programs.

<u>Program</u>	<u>Mode</u>	<u>Time</u>
 1	 Comfort	Wake-up Time
 2	 Economy	Leaving Time
 3	 Comfort	Return Time
 4	 Economy	Bed Time

- To Program your schedule.

- Press the PGM button to access the programming mode.
- Hold down on the day button to display all the days of the week are displayed.  
(This will set the heaters to come on at the same time everyday)
- Press Pgm  will be displayed. Set the time you wish the heaters to come on using the hour and min buttons.
- Press Pgm  will be displayed. Set the time you wish the heaters to come off using the hour and min buttons.
- Press Pgm  will be displayed. Set the time you wish the heaters to come back on using the hour and min buttons.
- Press Pgm  will be displayed. Set the time that you wish the heaters to come off using the hour and min buttons.
- Once you have completed programming, press the mode/return button to exit this function.

For more detailed instructions see instruction manual enclosed with Tstat.